










## Call for evidence on the impact of the COVID-19 on the Creative & Cultural Sector: Survey 2








1. Call for evidence on the impact of the COVID-19 Pandemic on the Creative & Cultural Sector in Norfolk & Suffolk.

2. Your Organisation

Which of the following best describes your operation?			Response Percent	Response Total
1	Self-employed, sole trader		33.33%	66
2	Commercial company		13.13%	26
3	Social Enterprise		5.56%	11
4	Charitable organisation, run by volunteers		8.59%	17
5	Charitable organisation, with paid employees		18.18%	36
6	Local Authority run organisation		2.53%	5
7	Charitable Museum, run by volunteers		3.54%	7
8	Charitable Museum, with paid employees		2.53%	5
9	Local Authority run Museum		0.51%	1
10	Other (please specify):		12.12%	24
			answered	198
			skipped	0

Where is your operation based?			Response Percent	Response Total
1	Norfolk		45.45%	90
2	Suffolk		54.55%	108
			answered	198
			skipped	0

3. Norfolk

In which Norfolk district are you based?			Response Percent	Response Total
1	Norwich		53.09%	43
2	South Norfolk		13.58%	11
3	North Norfolk		4.94%	4
4	King's Lynn and West Norfolk		7.41%	6
5	Great Yarmouth		6.17%	5
6	Breckland		8.64%	7
7	Broadland		6.17%	5
			answered	81
			skipped	117

**Where in Norfolk do you operate from? Please select all that apply.**














			Response Percent	Response Total
1	Norwich City Centre		53.33%	48
2	Norwich Outskirts		32.22%	29
3	Diss		7.78%	7
4	Wymondham		7.78%	7
5	Attleborough		5.56%	5
6	Sheringham		2.22%	2
7	Cromer		4.44%	4
8	Holt		3.33%	3
9	Fakenham		3.33%	3
10	Wells		4.44%	4
11	King's Lynn		6.67%	6
12	Hunstanton		2.22%	2
13	Great Yarmouth		10.00%	9
14	Acle		2.22%	2
15	Thetford		3.33%	3
16	Downham Market		2.22%	2
17	Dereham		7.78%	7
18	Swaffham		3.33%	3
19	Other town, village or rural area		27.78%	25
			answered	90
			skipped	108

**4. Suffolk**

**In which Suffolk district are you based?**








			Response Percent	Response Total
1	Ipswich		23.23%	23
2	East Suffolk		52.53%	52
3	West Suffolk		8.08%	8
4	Mid Suffolk and Babergh		16.16%	16
			answered	99
			skipped	99

**Where in Suffolk do you operate from? Please select all that apply**

			Response Percent	Response Total
1	Ipswich Town Centre		26.85%	29
2	Ipswich Outskirts		14.81%	16
3	Felixstowe		8.33%	9
4	Lowestoft		20.37%	22
5	Bury St Edmunds		11.11%	12
6	Haverhill		6.48%	7
7	Mildenhall		3.70%	4
8	Newmarket		4.63%	5
9	Stowmarket		11.11%	12
10	Sudbury		6.48%	7
11	Market Town		26.85%	29
12	Coastal Town		15.74%	17
13	Rural area		33.33%	36
			answered	108
			skipped	90

**5. Contracts, Income and Plans**

**Please tell us how you or your organisation's contracted work has been affected by the COVID-19 outbreak by selecting one answer only:**

			Response Percent	Response Total
1	All contracted work has been cancelled		34.54%	67
2	All contracted work has been postponed		13.40%	26
3	Most contracted work has been cancelled		12.89%	25
4	Most contracted work has been postponed		16.49%	32
5	Some contracted work has been cancelled		7.73%	15
6	Some contracted work has been postponed		9.79%	19
7	Don't know		5.15%	10
			answered	194
			skipped	4

Please tell us how you or your organisation's plans have been affected by the COVID-19 outbreak.

			Response Percent	Response Total
1	All planned activity has been cancelled until July 2020		12.76%	25
2	All planned activity has been postponed until July 2020		9.69%	19
3	All planned activity has been cancelled until September 2020		10.71%	21
4	All planned activity has been postponed until September 2020		13.78%	27
5	All planned activity has been cancelled until December 2020		2.55%	5
6	All planned activity has been postponed until December 2020		0.00%	0
7	All planned activity has been cancelled until 2021		6.12%	12
8	All planned activity has been postponed until 2021		2.55%	5
9	We are closed until July 2020		5.10%	10
10	We are closed until September 2020		2.55%	5
11	We are closed until December 2020		0.00%	0
12	We are closed until 2021		1.53%	3
13	Other (please specify):		32.65%	64
			answered	196
			skipped	2

Please tell us how you or your organisation's income has been affected by the COVID-19 outbreak by selecting one answer only:

			Response Percent	Response Total
1	All income has stopped		46.94%	92
2	Most income has stopped		33.16%	65
3	Some income has stopped		18.37%	36
4	Don't know		1.53%	3
			answered	196
			skipped	2

Please tell us if any contracts you have with freelancers were affected by the outbreak of Covid-19 by selecting one answer only.











			Response Percent	Response Total
1	Not applicable		40.61%	80
2	We have had to cancel ALL contracts with freelancers		26.90%	53
3	We have had to cancel SOME contracts with freelancers		16.75%	33
4	We have not cancelled any contracts with freelancers		11.17%	22
5	Don't know		4.57%	9

Please tell us if any contracts you have with freelancers were affected by the outbreak of Covid-19 by selecting one answer only.

	Response Percent	Response Total
answered		197
skipped		1






## 6. Contracts, Income and Plans

Can you please estimate the value of the cancelled contracts

		Response Percent	Response Total
1	£500 - £1000		5.81% 5
2	£1,001 – £5,000		24.42% 21
3	£5,001- £10,000		18.60% 16
4	£10,001 - £20,000		15.12% 13
5	£20,001 - £50,000		10.47% 9
6	£50,001 - £100,000		15.12% 13
7	£100,001 - £250,000		2.33% 2
8	£250,001 - £500,000		2.33% 2
9	More than £500,000		1.16% 1
10	Don't know		4.65% 4
		answered	86
		skipped	112

## 7. Suppliers

Please tell us if any contracts you have with suppliers were affected by the outbreak of Covid-19 by selecting one answer only.

		Response Percent	Response Total
1	Not applicable		46.19% 91
2	We have had to cancel ALL contracts with suppliers		12.69% 25
3	We have had to cancel SOME contracts with suppliers		24.87% 49
4	We have not cancelled any contracts with suppliers		11.17% 22
5	Don't know		5.08% 10
		answered	197
		skipped	1

## 8. Suppliers

Can you please estimate the value of the cancelled contracts			Response Percent	Response Total
1	£500 - £1000		16.44%	12
2	£1,001 – £5,000		21.92%	16
3	£5,001- £10,000		16.44%	12
4	£10,001 - £20,000		13.70%	10
5	£20,001 - £50,000		16.44%	12
6	£50,001 - £100,000		5.48%	4
7	£100,001 - £250,000		4.11%	3
8	£250,001 - £500,000		2.74%	2
9	More than £500,000		0.00%	0
10	Don't know		2.74%	2
			answered	73
			skipped	125

## 9. Employees

Do you have any permanent employees? (people on permanent PAYE contracts)			Response Percent	Response Total
1	Yes		37.24%	73
2	No		62.76%	123
			answered	196
			skipped	2

How many employees do you have?			Response Percent	Response Total
1	0 employees		49.71%	87
2	1 – 5 employees		26.86%	47
3	6 – 10 employees		5.71%	10
4	11 – 20 employees		7.43%	13
5	21 – 50 employees		6.86%	12
6	51 – 100 employees		2.29%	4
7	101 - 150 employees		0.57%	1
8	151 – 200 employees		0.57%	1
9	Over 200 employees		0.00%	0
			answered	175
			skipped	23

**If you have employees, please tell us about how you are managing:**

			Response Percent	Response Total
1	We have not made any changes to employee contracts		24.72%	22
2	We have furloughed some employees		33.71%	30
3	We have furloughed all employees		24.72%	22
4	We have laid off some employees		1.12%	1
5	We have laid off all employees		2.25%	2
6	Other (please specify):		13.48%	12
			answered	89
			skipped	109

**Can you please tell us how many employees you have furloughed:**





			Response Percent	Response Total
1	0 Employees		41.76%	38
2	1 – 5 employees		34.07%	31
3	6 – 10 employees		7.69%	7
4	11 – 20 employees		7.69%	7
5	21 – 50 employees		7.69%	7
6	51 – 100 employees		1.10%	1
7	101 - 150 employees		0.00%	0
8	151 – 200 employees		0.00%	0
9	Over 200 employees		0.00%	0
			answered	91
			skipped	107

**Can you please tell us how many employees have been laid off (if any)?**







			Response Percent	Response Total
1	0 Employees		92.31%	84
2	1 – 5 employees		6.59%	6
3	6 – 10 employees		0.00%	0
4	11 – 20 employees		0.00%	0
5	21 – 50 employees		0.00%	0
6	51 – 100 employees		1.10%	1
7	Over 100 employees		0.00%	0
			answered	91
			skipped	107

## 11. Risk/Financial Implications









**Please tell us about risk. In your opinion, what level of risk does the coronavirus (COVID-19) pose to the long-term viability of your organisation or self-employment?**

			Response Percent	Response Total
1	Minimal risk – we fully expect to be able to continue to operate		14.21%	28
2	Moderate risk – we would be able to continue to operate but will need to mitigate the impact.		61.42%	121
3	High risk – without major intervention, we expect to close.		16.75%	33
4	Don't know		7.61%	15
			answered	197
			skipped	1

**Based on your financial reserves and current level of income/overhead, please tell us how long you would be able to continue to operate if the current restrictions continue?**

			Response Percent	Response Total
1	Less than one month		6.12%	12
2	1-2 months		15.31%	30
3	3-4 months		20.92%	41
4	5-6 months		9.18%	18
5	More than 6 months		31.12%	61
6	Don't know		17.35%	34
			answered	196
			skipped	2

**If your organisation/business is going to face a financial shortfall, please give an estimate of how much this is likely to be over the next 6 months?**

			Response Percent	Response Total
1	Not applicable		18.04%	35
2	Less than £25k		45.36%	88
3	£26k - £50k		16.49%	32
4	£51k - £100k		12.37%	24
5	£101k - £250k		4.12%	8
6	£251k – 500k		2.58%	5
7	£501k - £1 million		0.52%	1
8	£1 million - £2 million		0.52%	1
9	£2 million - £4 million		0.00%	0
10	£4 million - £6 million		0.00%	0
11	£6 million plus		0.00%	0
			answered	194
			skipped	4



## 12. Emergency Funding

A range of funds have been launched to support businesses and the self-employed during COVID-19. We need to know if the cultural and creative sector is applying for this support. Please tell us if you know about and are planning to apply for these funds over the next month. In our next survey we will be looking at whether our sector is getting this funding. Please tick a box against each fund. 1. Arts Council, National Heritage Lottery, Historic England, Charities Aid Foundation or SHARE Museums East funds.

	Yes - applied or will be applying	Aware of scheme and don't know if we will be applying,	Aware of scheme and will not be applying	Not aware of scheme	Scheme does not apply to our operation	Don't know	Response Total
Arts Council England's emergency response package funding for organisations	14.9% (28)	5.3% (10)	11.2% (21)	9.6% (18)	52.1% (98)	6.9% (13)	188
Arts Council England's emergency response package funding for individuals	11.8% (22)	6.5% (12)	13.4% (25)	11.8% (22)	48.4% (90)	8.1% (15)	186
Arts Council England Emergency Response Fund for NPOs	5.6% (10)	2.2% (4)	11.7% (21)	11.7% (21)	60.6% (109)	8.3% (15)	180
Historic England Emergency Revenue or Project Funding	1.1% (2)	3.3% (6)	6.1% (11)	16.7% (30)	65.0% (117)	7.8% (14)	180
National Heritage Lottery Fund Emergency Fund	2.7% (5)	5.5% (10)	10.4% (19)	16.5% (30)	56.6% (103)	8.2% (15)	182
SHARE Museums East Emergency Support Grants	1.1% (2)	3.3% (6)	5.0% (9)	15.5% (28)	69.6% (126)	5.5% (10)	181
Charities Aid Foundation Coronavirus Emergency Fund	2.2% (4)	4.4% (8)	6.1% (11)	29.3% (53)	47.5% (86)	10.5% (19)	181
						answered	193
						skipped	5

22.1. Arts Council England's emergency response package funding for organisations			Response Percent	Response Total
1	Yes - applied or will be applying		14.9%	28
2	Aware of scheme and don't know if we will be applying,		5.3%	10
3	Aware of scheme and will not be applying		11.2%	21
4	Not aware of scheme		9.6%	18
5	Scheme does not apply to our operation		52.1%	98
6	Don't know		6.9%	13
			answered	188







22.2. Arts Council England's emergency response package funding for individuals			Response Percent	Response Total
1	Yes - applied or will be applying		11.8%	22
2	Aware of scheme and don't know if we will be applying,		6.5%	12
3	Aware of scheme and will not be applying		13.4%	25
4	Not aware of scheme		11.8%	22
5	Scheme does not apply to our operation		48.4%	90







22.2. Arts Council England's emergency response package funding for individuals			Response Percent	Response Total
6	Don't know		8.1%	15
			answered	186

22.3. Arts Council England Emergency Response Fund for NPOs			Response Percent	Response Total
1	Yes - applied or will be applying		5.6%	10
2	Aware of scheme and don't know if we will be applying,		2.2%	4
3	Aware of scheme and will not be applying		11.7%	21
4	Not aware of scheme		11.7%	21
5	Scheme does not apply to our operation		60.6%	109
6	Don't know		8.3%	15
			answered	180

22.4. Historic England Emergency Revenue or Project Funding			Response Percent	Response Total
1	Yes - applied or will be applying		1.1%	2
2	Aware of scheme and don't know if we will be applying,		3.3%	6
3	Aware of scheme and will not be applying		6.1%	11
4	Not aware of scheme		16.7%	30
5	Scheme does not apply to our operation		65.0%	117
6	Don't know		7.8%	14
			answered	180







22.5. National Heritage Lottery Fund Emergency Fund			Response Percent	Response Total
1	Yes - applied or will be applying		2.7%	5
2	Aware of scheme and don't know if we will be applying,		5.5%	10
3	Aware of scheme and will not be applying		10.4%	19
4	Not aware of scheme		16.5%	30
5	Scheme does not apply to our operation		56.6%	103
6	Don't know		8.2%	15
			answered	182







22.6. SHARE Museums East Emergency Support Grants			Response Percent	Response Total
1	Yes - applied or will be applying		1.1%	2
2	Aware of scheme and don't know if we will be applying,		3.3%	6
3	Aware of scheme and will not be applying		5.0%	9
4	Not aware of scheme		15.5%	28
5	Scheme does not apply to our operation		69.6%	126
6	Don't know		5.5%	10
			answered	181






22.7. Charities Aid Foundation Coronavirus Emergency Fund			Response Percent	Response Total
1	Yes - applied or will be applying		2.2%	4
2	Aware of scheme and don't know if we will be applying,		4.4%	8
3	Aware of scheme and will not be applying		6.1%	11
4	Not aware of scheme		29.3%	53
5	Scheme does not apply to our operation		47.5%	86
6	Don't know		10.5%	19
			answered	181







## 2. Specialist creative and cultural funds for individuals







	Yes - applied or will be applying	Aware of scheme and don't know if we will be applying,	Aware of scheme and will not be applying	Not aware of scheme	Scheme does not apply to our operation	Don't know	Response Total
A-N fund	2.2% (4)	6.0% (11)	1.6% (3)	36.6% (67)	43.7% (80)	9.8% (18)	183
Dance professional fund	0.6% (1)	0.6% (1)	1.1% (2)	13.5% (24)	81.5% (145)	2.8% (5)	178
Equity charitable trust fund	0.0% (0)	1.7% (3)	1.7% (3)	28.3% (51)	61.7% (111)	6.7% (12)	180
Help UK Musicians fund	1.1% (2)	3.3% (6)	2.2% (4)	12.7% (23)	76.8% (139)	3.9% (7)	181
Outdoor Arts UK fund	1.1% (2)	1.6% (3)	0.5% (1)	19.2% (35)	74.2% (135)	3.3% (6)	182
Theatrical Guild fund	0.6% (1)	1.7% (3)	1.1% (2)	22.9% (41)	68.7% (123)	5.0% (9)	179
Society of Authors fund	0.0% (0)	2.8% (5)	0.6% (1)	15.8% (28)	76.3% (135)	4.5% (8)	177
PRS Sustaining Creativity Fund	1.1% (2)	3.4% (6)	2.2% (4)	29.2% (52)	57.3% (102)	6.7% (12)	178
						answered	186
						skipped	12







23.1. A-N fund			Response Percent	Response Total
1	Yes - applied or will be applying		2.2%	4
2	Aware of scheme and don't know if we will be applying,		6.0%	11
3	Aware of scheme and will not be applying		1.6%	3
4	Not aware of scheme		36.6%	67
5	Scheme does not apply to our operation		43.7%	80
6	Don't know		9.8%	18
			answered	183






23.2. Dance professional fund			Response Percent	Response Total
1	Yes - applied or will be applying		0.6%	1
2	Aware of scheme and don't know if we will be applying,		0.6%	1
3	Aware of scheme and will not be applying		1.1%	2
4	Not aware of scheme		13.5%	24
5	Scheme does not apply to our operation		81.5%	145
6	Don't know		2.8%	5
			answered	178







23.3. Equity charitable trust fund			Response Percent	Response Total
1	Yes - applied or will be applying		0.0%	0
2	Aware of scheme and don't know if we will be applying,		1.7%	3
3	Aware of scheme and will not be applying		1.7%	3
4	Not aware of scheme		28.3%	51
5	Scheme does not apply to our operation		61.7%	111
6	Don't know		6.7%	12
			answered	180

23.4. Help UK Musicians fund			Response Percent	Response Total
1	Yes - applied or will be applying		1.1%	2
2	Aware of scheme and don't know if we will be applying,		3.3%	6
3	Aware of scheme and will not be applying		2.2%	4
4	Not aware of scheme		12.7%	23
5	Scheme does not apply to our operation		76.8%	139
6	Don't know		3.9%	7
			answered	181

23.5. Outdoor Arts UK fund			Response Percent	Response Total
1	Yes - applied or will be applying		1.1%	2
2	Aware of scheme and don't know if we will be applying,		1.6%	3
3	Aware of scheme and will not be applying		0.5%	1
4	Not aware of scheme		19.2%	35
5	Scheme does not apply to our operation		74.2%	135
6	Don't know		3.3%	6
			answered	182







23.6. Theatrical Guild fund			Response Percent	Response Total
1	Yes - applied or will be applying		0.6%	1
2	Aware of scheme and don't know if we will be applying,		1.7%	3
3	Aware of scheme and will not be applying		1.1%	2
4	Not aware of scheme		22.9%	41
5	Scheme does not apply to our operation		68.7%	123
6	Don't know		5.0%	9
			answered	179







23.7. Society of Authors fund			Response Percent	Response Total
1	Yes - applied or will be applying		0.0%	0
2	Aware of scheme and don't know if we will be applying,		2.8%	5
3	Aware of scheme and will not be applying		0.6%	1
4	Not aware of scheme		15.8%	28
5	Scheme does not apply to our operation		76.3%	135
6	Don't know		4.5%	8
			answered	177







23.8. PRS Sustaining Creativity Fund			Response Percent	Response Total
1	Yes - applied or will be applying		1.1%	2
2	Aware of scheme and don't know if we will be applying,		3.4%	6
3	Aware of scheme and will not be applying		2.2%	4
4	Not aware of scheme		29.2%	52
5	Scheme does not apply to our operation		57.3%	102
6	Don't know		6.7%	12
			answered	178







### 3. National and Local Government Schemes







	Yes - applied or will be applying	Aware of scheme and don't know if we will be applying,	Aware of scheme and will not be applying	Not aware of scheme	Scheme does not apply to our operation	Don't know	Response Total
Universal Credit	9.9% (18)	6.6% (12)	15.5% (28)	1.7% (3)	60.8% (110)	5.5% (10)	181
The self-employment Income Support Scheme	17.2% (32)	5.9% (11)	6.5% (12)	5.9% (11)	58.6% (109)	5.9% (11)	186
Local Government hardship fund	1.1% (2)	3.3% (6)	9.4% (17)	26.7% (48)	48.9% (88)	10.6% (19)	180
Employment and support allowance	1.7% (3)	2.3% (4)	8.5% (15)	19.2% (34)	53.1% (94)	15.3% (27)	177
Self-employed deferral of income tax	8.4% (15)	6.2% (11)	10.1% (18)	10.1% (18)	55.6% (99)	9.6% (17)	178
Job retention scheme (furloughing staff)	26.9% (49)	3.8% (7)	6.6% (12)	2.2% (4)	55.5% (101)	4.9% (9)	182
Statutory Sick Pay relief	4.5% (8)	7.8% (14)	10.6% (19)	5.6% (10)	62.0% (111)	9.5% (17)	179
Small business grant scheme	11.4% (21)	4.9% (9)	8.2% (15)	8.7% (16)	60.3% (111)	6.5% (12)	184
Retail, leisure and hospitality grant scheme	12.6% (23)	3.8% (7)	5.5% (10)	8.7% (16)	64.5% (118)	4.9% (9)	183
Business interruption loan scheme	3.9% (7)	4.4% (8)	20.4% (37)	9.4% (17)	51.9% (94)	9.9% (18)	181
Corporate financing facility	0.6% (1)	1.1% (2)	16.8% (30)	13.4% (24)	56.4% (101)	11.7% (21)	179
VAT deferral	11.0% (20)	7.7% (14)	6.0% (11)	6.6% (12)	63.7% (116)	4.9% (9)	182
12-month business rate holiday	11.1% (20)	3.3% (6)	6.7% (12)	3.9% (7)	68.3% (123)	6.7% (12)	180
Time to pay service	2.2% (4)	3.4% (6)	7.8% (14)	21.2% (38)	53.1% (95)	12.3% (22)	179
Theatre, Orchestra, Museum & Gallery tax relief	5.0% (9)	1.7% (3)	5.0% (9)	10.0% (18)	70.6% (127)	7.8% (14)	180
Insurance and protection from eviction	0.0% (0)	2.2% (4)	5.0% (9)	12.8% (23)	69.8% (125)	10.1% (18)	179
Support for exporters	0.0% (0)	0.0% (0)	4.0% (7)	7.4% (13)	81.3% (143)	7.4% (13)	176
						answered	195
						skipped	3







24.1. Universal Credit			Response Percent	Response Total
1	Yes - applied or will be applying		9.9%	18
2	Aware of scheme and don't know if we will be applying,		6.6%	12
3	Aware of scheme and will not be applying		15.5%	28
4	Not aware of scheme		1.7%	3
5	Scheme does not apply to our operation		60.8%	110
6	Don't know		5.5%	10
			answered	181







24.2. The self-employment Income Support Scheme			Response Percent	Response Total
1	Yes - applied or will be applying		17.2%	32
2	Aware of scheme and don't know if we will be applying,		5.9%	11
3	Aware of scheme and will not be applying		6.5%	12
4	Not aware of scheme		5.9%	11
5	Scheme does not apply to our operation		58.6%	109
6	Don't know		5.9%	11
			answered	186







24.3. Local Government hardship fund			Response Percent	Response Total
1	Yes - applied or will be applying		1.1%	2
2	Aware of scheme and don't know if we will be applying,		3.3%	6
3	Aware of scheme and will not be applying		9.4%	17
4	Not aware of scheme		26.7%	48
5	Scheme does not apply to our operation		48.9%	88
6	Don't know		10.6%	19
			answered	180

24.4. Employment and support allowance			Response Percent	Response Total
1	Yes - applied or will be applying		1.7%	3
2	Aware of scheme and don't know if we will be applying,		2.3%	4
3	Aware of scheme and will not be applying		8.5%	15
4	Not aware of scheme		19.2%	34
5	Scheme does not apply to our operation		53.1%	94
6	Don't know		15.3%	27
			answered	177







24.5. Self-employed deferral of income tax			Response Percent	Response Total
1	Yes - applied or will be applying		8.4%	15
2	Aware of scheme and don't know if we will be applying,		6.2%	11
3	Aware of scheme and will not be applying		10.1%	18
4	Not aware of scheme		10.1%	18
5	Scheme does not apply to our operation		55.6%	99
6	Don't know		9.6%	17
			answered	178







24.6. Job retention scheme (furloughing staff)			Response Percent	Response Total
1	Yes - applied or will be applying		26.9%	49
2	Aware of scheme and don't know if we will be applying,		3.8%	7
3	Aware of scheme and will not be applying		6.6%	12
4	Not aware of scheme		2.2%	4
5	Scheme does not apply to our operation		55.5%	101
6	Don't know		4.9%	9
			answered	182







24.7. Statutory Sick Pay relief			Response Percent	Response Total
1	Yes - applied or will be applying		4.5%	8
2	Aware of scheme and don't know if we will be applying,		7.8%	14
3	Aware of scheme and will not be applying		10.6%	19
4	Not aware of scheme		5.6%	10
5	Scheme does not apply to our operation		62.0%	111
6	Don't know		9.5%	17
			answered	179







24.8. Small business grant scheme			Response Percent	Response Total
1	Yes - applied or will be applying		11.4%	21
2	Aware of scheme and don't know if we will be applying,		4.9%	9
3	Aware of scheme and will not be applying		8.2%	15
4	Not aware of scheme		8.7%	16
5	Scheme does not apply to our operation		60.3%	111
6	Don't know		6.5%	12
			answered	184















24.9. Retail, leisure and hospitality grant scheme			Response Percent	Response Total
1	Yes - applied or will be applying		12.6%	23
2	Aware of scheme and don't know if we will be applying,		3.8%	7
3	Aware of scheme and will not be applying		5.5%	10
4	Not aware of scheme		8.7%	16
5	Scheme does not apply to our operation		64.5%	118
6	Don't know		4.9%	9
			answered	183







24.10. Business interruption loan scheme			Response Percent	Response Total
1	Yes - applied or will be applying		3.9%	7
2	Aware of scheme and don't know if we will be applying,		4.4%	8
3	Aware of scheme and will not be applying		20.4%	37
4	Not aware of scheme		9.4%	17
5	Scheme does not apply to our operation		51.9%	94
6	Don't know		9.9%	18
			answered	181






24.11. Corporate financing facility			Response Percent	Response Total
1	Yes - applied or will be applying		0.6%	1
2	Aware of scheme and don't know if we will be applying,		1.1%	2
3	Aware of scheme and will not be applying		16.8%	30
4	Not aware of scheme		13.4%	24
5	Scheme does not apply to our operation		56.4%	101
6	Don't know		11.7%	21
			answered	179





24.12. VAT deferral			Response Percent	Response Total
1	Yes - applied or will be applying		11.0%	20
2	Aware of scheme and don't know if we will be applying,		7.7%	14
3	Aware of scheme and will not be applying		6.0%	11
4	Not aware of scheme		6.6%	12
5	Scheme does not apply to our operation		63.7%	116
6	Don't know		4.9%	9
			answered	182

24.13. 12-month business rate holiday			Response Percent	Response Total
1	Yes - applied or will be applying		11.1%	20
2	Aware of scheme and don't know if we will be applying,		3.3%	6
3	Aware of scheme and will not be applying		6.7%	12
4	Not aware of scheme		3.9%	7
5	Scheme does not apply to our operation		68.3%	123
6	Don't know		6.7%	12
			answered	180








24.14. Time to pay service			Response Percent	Response Total
1	Yes - applied or will be applying		2.2%	4
2	Aware of scheme and don't know if we will be applying,		3.4%	6
3	Aware of scheme and will not be applying		7.8%	14
4	Not aware of scheme		21.2%	38
5	Scheme does not apply to our operation		53.1%	95
6	Don't know		12.3%	22
			answered	179

24.15. Theatre, Orchestra, Museum & Gallery tax relief			Response Percent	Response Total
1	Yes - applied or will be applying		5.0%	9
2	Aware of scheme and don't know if we will be applying,		1.7%	3
3	Aware of scheme and will not be applying		5.0%	9
4	Not aware of scheme		10.0%	18
5	Scheme does not apply to our operation		70.6%	127
6	Don't know		7.8%	14
			answered	180

24.16. Insurance and protection from eviction			Response Percent	Response Total
1	Yes - applied or will be applying		0.0%	0
2	Aware of scheme and don't know if we will be applying,		2.2%	4
3	Aware of scheme and will not be applying		5.0%	9
4	Not aware of scheme		12.8%	23
5	Scheme does not apply to our operation		69.8%	125
6	Don't know		10.1%	18
			answered	179



24.17. Support for exporters			Response Percent	Response Total
1	Yes - applied or will be applying		0.0%	0
2	Aware of scheme and don't know if we will be applying,		0.0%	0
3	Aware of scheme and will not be applying		4.0%	7
4	Not aware of scheme		7.4%	13
5	Scheme does not apply to our operation		81.3%	143
6	Don't know		7.4%	13
			answered	176

**If your bids are successful, based on your financial reserves and current level of income/overheads, please tell us how long you would be able to continue to operate if the current restrictions continue?**

			Response Percent	Response Total
1	Not applicable		17.44%	34
2	Less than one month		2.05%	4
3	1-2 months		6.67%	13
4	3-4 months		17.44%	34
5	4-6 months		13.33%	26
6	More than 6 months		28.21%	55
7	Don't know		14.87%	29
			answered	195
			skipped	3

### 13. Advice

**Have you received any advice on managing your organisation or employment through COVID 19?**






			Response Percent	Response Total
1	Yes		36.22%	71
2	No		63.78%	125
			answered	196
			skipped	2






**If yes, please tell us which organisation you received advice from and how useful this has been**




	<b>Extremely Useful</b>	<b>Very Useful</b>	<b>Somewhat Useful</b>	<b>Not so useful</b>	<b>Not at all useful</b>	<b>Response Total</b>
New Anglia Growth Hub	9.1% (2)	13.6% (3)	50.0% (11)	4.5% (1)	22.7% (5)	22
Suffolk Chamber of Commerce	27.3% (3)	9.1% (1)	36.4% (4)	9.1% (1)	18.2% (2)	11
Norfolk Chamber of Commerce	11.1% (1)	11.1% (1)	44.4% (4)	11.1% (1)	22.2% (2)	9
Community Action Suffolk	7.7% (1)	15.4% (2)	53.8% (7)	15.4% (2)	7.7% (1)	13
Community Action Norfolk	0.0% (0)	42.9% (3)	42.9% (3)	0.0% (0)	14.3% (1)	7
HMRC	6.7% (3)	40.0% (18)	48.9% (22)	4.4% (2)	0.0% (0)	45
Job Centre	0.0% (0)	45.5% (5)	27.3% (3)	9.1% (1)	18.2% (2)	11
Local Authorities	25.0% (10)	27.5% (11)	35.0% (14)	10.0% (4)	2.5% (1)	40
Association for Suffolk Museums	14.3% (2)	42.9% (6)	21.4% (3)	7.1% (1)	14.3% (2)	14
Federation of Small Businesses	0.0% (0)	0.0% (0)	50.0% (4)	25.0% (2)	25.0% (2)	8
MENTA	0.0% (0)	14.3% (1)	42.9% (3)	0.0% (0)	42.9% (3)	7
Other (please add details below)	41.7% (10)	41.7% (10)	12.5% (3)	0.0% (0)	4.2% (1)	24
					answered	76
					skipped	122





<b>27.1. New Anglia Growth Hub</b>			<b>Response Percent</b>	<b>Response Total</b>
1	Extremely Useful		9.1%	2
2	Very Useful		13.6%	3
3	Somewhat Useful		50.0%	11
4	Not so useful		4.5%	1
5	Not at all useful		22.7%	5
			answered	22





<b>27.2. Suffolk Chamber of Commerce</b>			<b>Response Percent</b>	<b>Response Total</b>
1	Extremely Useful		27.3%	3
2	Very Useful		9.1%	1
3	Somewhat Useful		36.4%	4
4	Not so useful		9.1%	1
5	Not at all useful		18.2%	2
			answered	11






27.3. Norfolk Chamber of Commerce			Response Percent	Response Total
1	Extremely Useful		11.1%	1
2	Very Useful		11.1%	1
3	Somewhat Useful		44.4%	4
4	Not so useful		11.1%	1
5	Not at all useful		22.2%	2
			answered	9






27.4. Community Action Suffolk			Response Percent	Response Total
1	Extremely Useful		7.7%	1
2	Very Useful		15.4%	2
3	Somewhat Useful		53.8%	7
4	Not so useful		15.4%	2
5	Not at all useful		7.7%	1
			answered	13




27.5. Community Action Norfolk			Response Percent	Response Total
1	Extremely Useful		0.0%	0
2	Very Useful		42.9%	3
3	Somewhat Useful		42.9%	3
4	Not so useful		0.0%	0
5	Not at all useful		14.3%	1
			answered	7




27.6. HMRC			Response Percent	Response Total
1	Extremely Useful		6.7%	3
2	Very Useful		40.0%	18
3	Somewhat Useful		48.9%	22
4	Not so useful		4.4%	2
5	Not at all useful		0.0%	0
			answered	45





27.7. Job Centre			Response Percent	Response Total
1	Extremely Useful		0.0%	0
2	Very Useful		45.5%	5
3	Somewhat Useful		27.3%	3
4	Not so useful		9.1%	1
5	Not at all useful		18.2%	2
			answered	11

27.8. Local Authorities			Response Percent	Response Total
1	Extremely Useful		25.0%	10
2	Very Useful		27.5%	11
3	Somewhat Useful		35.0%	14
4	Not so useful		10.0%	4
5	Not at all useful		2.5%	1
			answered	40

27.9. Association for Suffolk Museums			Response Percent	Response Total
1	Extremely Useful		14.3%	2
2	Very Useful		42.9%	6
3	Somewhat Useful		21.4%	3
4	Not so useful		7.1%	1
5	Not at all useful		14.3%	2
			answered	14

27.10. Federation of Small Businesses			Response Percent	Response Total
1	Extremely Useful		0.0%	0
2	Very Useful		0.0%	0
3	Somewhat Useful		50.0%	4
4	Not so useful		25.0%	2
5	Not at all useful		25.0%	2
			answered	8

27.11. MENTA			Response Percent	Response Total
1	Extremely Useful		0.0%	0
2	Very Useful		14.3%	1
3	Somewhat Useful		42.9%	3
4	Not so useful		0.0%	0
5	Not at all useful		42.9%	3
			answered	7

27.12. Other (please add details below)			Response Percent	Response Total
1	Extremely Useful		41.7%	10
2	Very Useful		41.7%	10
3	Somewhat Useful		12.5%	3
4	Not so useful		0.0%	0
5	Not at all useful		4.2%	1
			answered	24

## 14. Skills

Do you feel that you or your organisation has the skills to manage through this challenging time?			Response Percent	Response Total
1	Yes		59.49%	116
2	No		9.23%	18
3	Don't know		31.28%	61
			answered	195
			skipped	3

If No, please tell us which skills you believe you need support with: Please tick all answers that apply to you or your organisation.			Response Percent	Response Total
1	Financial management		21.05%	12
2	Human resource management		12.28%	7
3	Leadership		10.53%	6
4	Change management		15.79%	9
5	Coaching		14.04%	8
6	Preparing funding applications		43.86%	25
7	Marketing and communications		28.07%	16
8	Entrepreneurship		15.79%	9
9	Innovation		14.04%	8
10	Digital development		63.16%	36
11	N/A		7.02%	4
12	Other (please specify):		8.77%	5
			answered	57
			skipped	141

## 15. Digital

How, if at all, has the Covid-19 outbreak and subsequent lockdown generated new ways to engage digitally with audiences, or provided other new opportunities?			Response Percent	Response Total
1	No		29.23%	57
2	You are developing new digital work		38.97%	76
3	You have launched a digital offer		26.15%	51
4	You are gathering data on use of the digital offer		13.85%	27
5	The new digital work is popular with your established audiences		17.44%	34
6	New digital work is helping you reach new audiences		23.08%	45
7	Other (please specify):		13.33%	26
			answered	195
			skipped	3

End of Survey